



Axle Play Detector for Light Vehicles DHL CLASSIC





Up to 4 T



Description

The **DHL CLASSIC electro-hydraulic** play detector is used to check the condition of the axles of **light vehicles with a gross vehicle weight of 3,500 kg**.

It allows to observe possible wear and looseness caused by the same. **Two test plates** installed on the floor at ground level are guided in their transverse movements by switches mounted on the hand lamp.

DHL CLASSIC plate movements:  

Technical Data and Dimensions

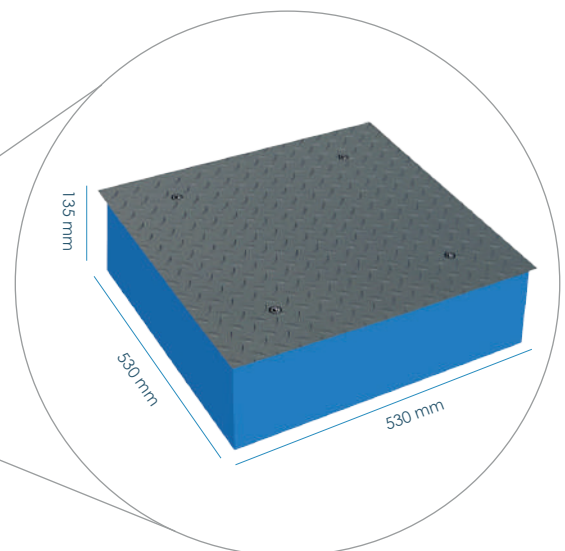

Max axle load	4 T
Power engine	2,2 kW
Voltage (three-phase)	400 V - 50 Hz
Thermal protector	4.5 - 6.3 A
Protection fuse	10 A
LED lamp	12 V - 6 W
Tank capacity hydraulic group	15 - 18 l SAE-10 oil
Hydraulic p	15 l/min
Pushing force	12,500 N
Side shift	100 mm
Displacement speed	13 cm/s
Frame dimensions and weight	530 x 530 x 135 mm
Plate dimensions	650 x 650 mm
Consumption	2.2 kW

Standard Equipment

- ✓ 2 electro-hydraulic plates
- ✓ Hydraulic unit
- ✓ Electric box
- ✓ Torch/Controller

Optional Equipment

Optional equipment	
	Hydraulic unit desk: 420 x 600 x 1,460 mm 92 kg
	Power supply 230 V Three-phase
	Linterna LED control inalámbrico
	LED torch wireless
	Torch charger
	Floor camera with wireless control
	Display + camera system control
	Plates dimensions and weight: 650 x 650 mm 132 kg



Consult our possibilities of prefabricated or civil works pits.